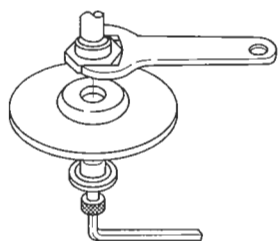
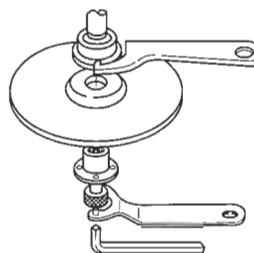


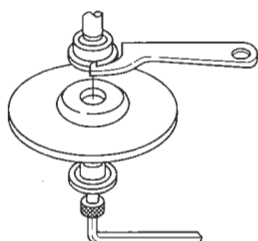
Schematic Drawings to install the Grinding Wheel



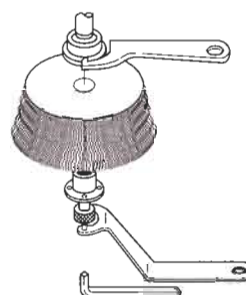
VC-11-05
NAG-40E
NAG-40ELW
NAG-40W
NAG-40WLW



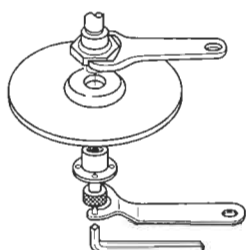
NAG-2
NAG-2E
NAG-2ELW
NAG-230E
NAG-230ELW



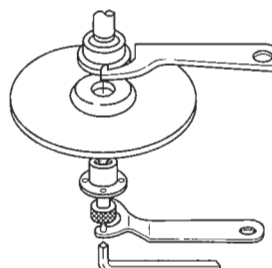
NAG-1B
NAG-1BLW
NAG-1E
NAG-1ELW



NAG-70WA
NAG-70WALW




NAG-6XA
NAG-6XALW
NAG-70S
NAG-70A
NAG-70ALW
NAG-77HA
NAG-77HALW
NSG-180XB
NSG-180XBLW




NVG-180SL
NVG-180SLW
NVG-180SS
NVG-180HLW
NVG-230SL
NVG-230SLW
NVG-230HLW

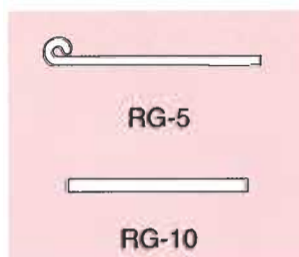
Standard Accessories



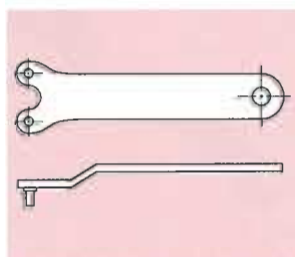
Open Ended Spanner



Turning Spanner



Turning Rod



Flange Spanner



Allen Wrench